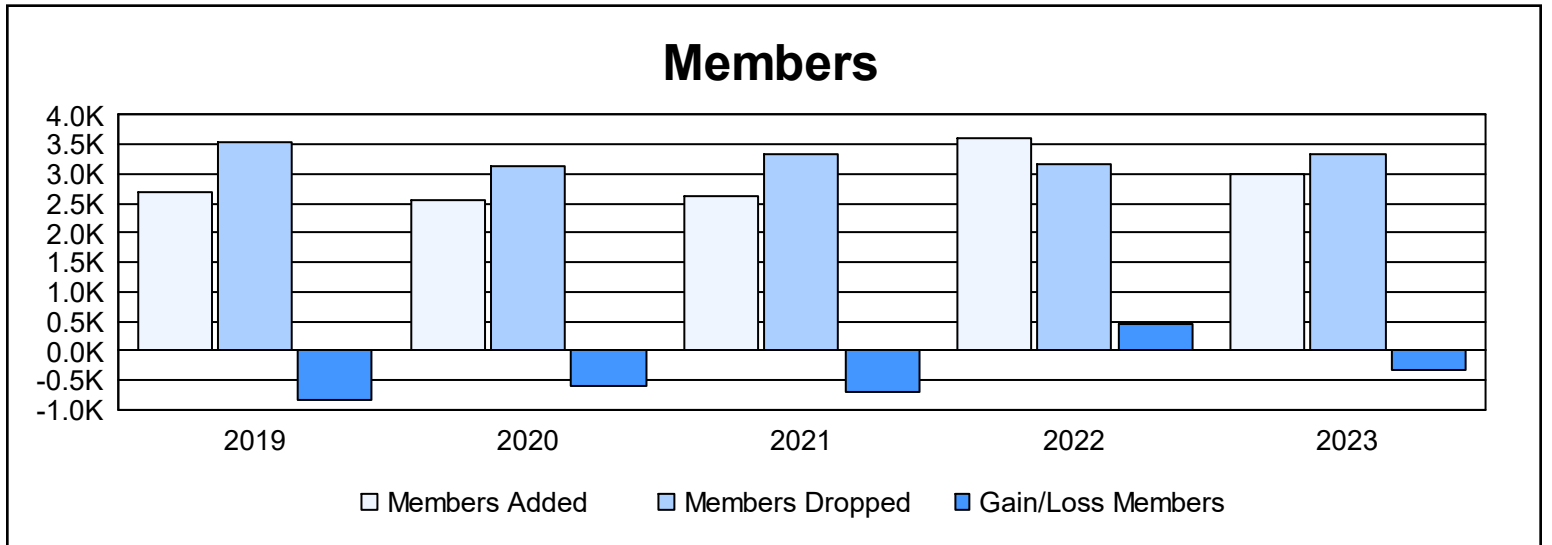
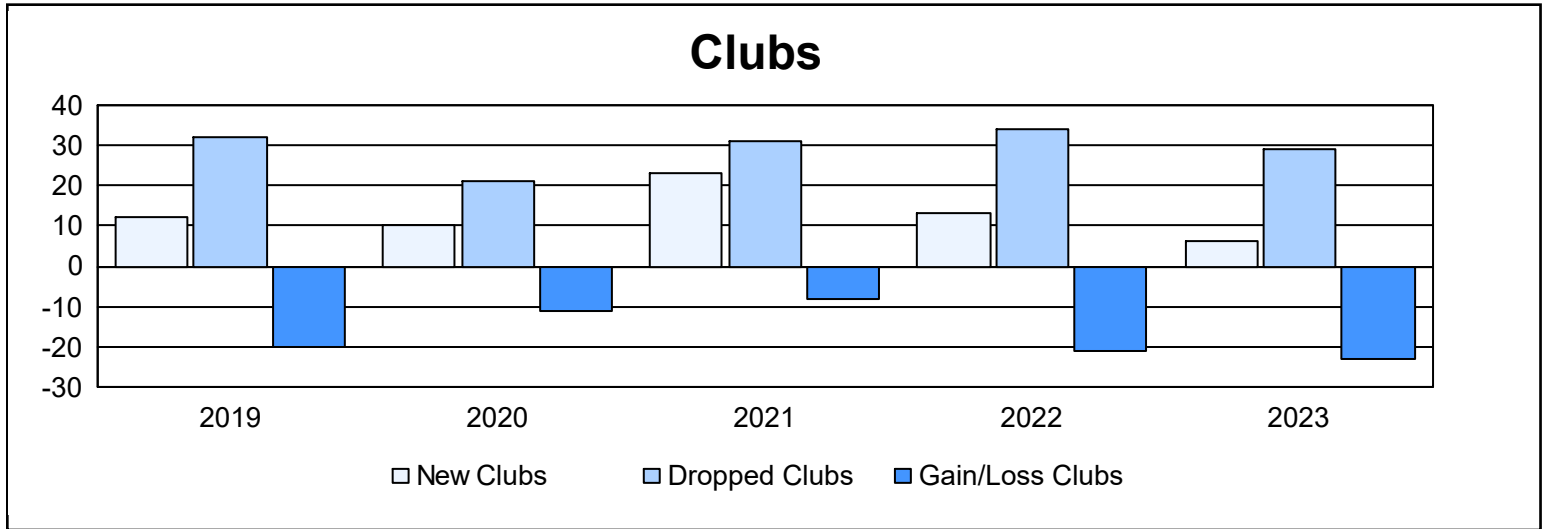
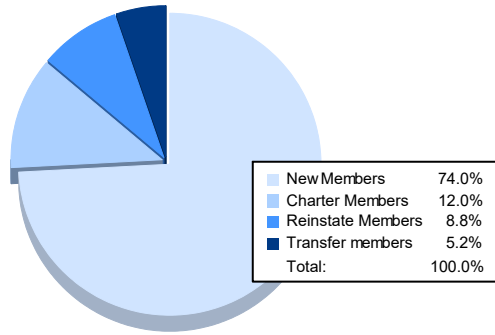


| Year | New Clubs | Dropped Clubs | Gain/ Loss Clubs | New Members | Charter Members | Reinstate Members | Transfer Members | Total Member Added | Total Members Dropped | Gain/ Loss Members |
|----------------|-----------|---------------|------------------|--------------|-----------------|-------------------|------------------|--------------------|-----------------------|--------------------|
| 2018-2019 | 12 | 32 | -20 | 2,018 | 373 | 188 | 109 | 2,688 | 3,529 | -841 |
| 2019-2020 | 10 | 21 | -11 | 1,878 | 390 | 149 | 135 | 2,552 | 3,136 | -584 |
| 2020-2021 | 23 | 31 | -8 | 1,597 | 808 | 136 | 94 | 2,635 | 3,344 | -709 |
| 2021-2022 | 13 | 34 | -21 | 2,765 | 486 | 220 | 149 | 3,620 | 3,180 | 440 |
| 2022-2023 | 6 | 29 | -23 | 2,213 | 359 | 263 | 154 | 2,989 | 3,332 | -343 |
| Average | 13 | 29 | -17 | 2,094 | 483 | 191 | 128 | 2,897 | 3,304 | -407 |



Membership Composition June 2023 Cumulative



Gender Composition June 2023 Cumulative

